

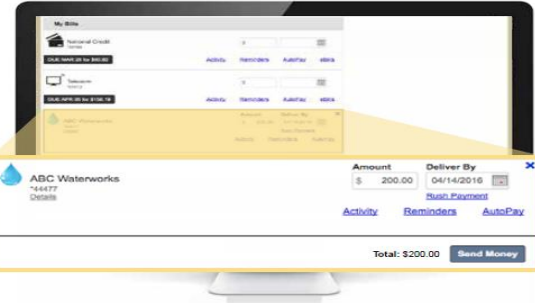
# Online Bill Pay: Rush Payment\*



BAC Community Bank

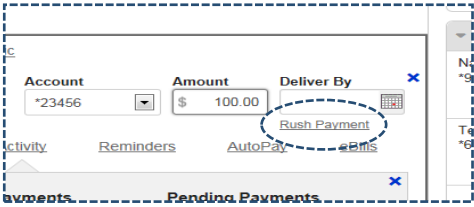
## Step 1

Once you have added a person or company to your Payment Center, you can start paying bills. Simply select the payee and enter the amount due.



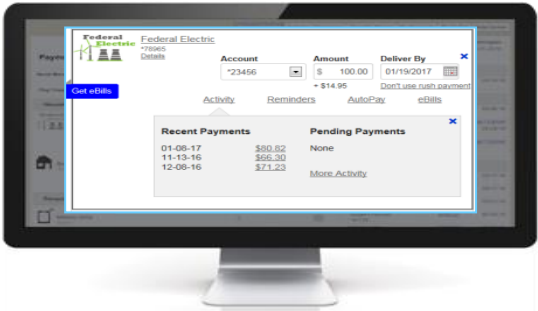
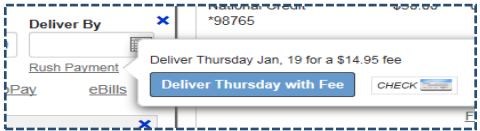
## Step 2

The earliest standard delivery is added automatically, though you can change the date. If **Rush Payment** is available, you have the option of expediting your payment.



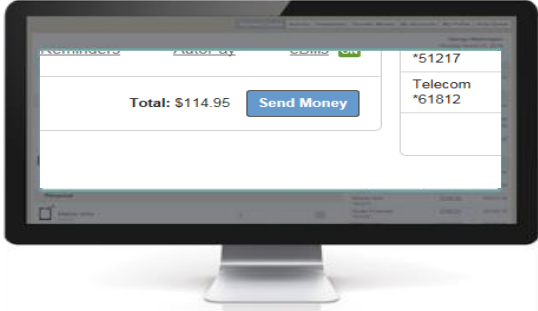
## Step 3

The Rush Payment date will display with the delivery fee. If you accept the terms click the "Delivery XX with Fee" button. The auto fields will populate with the Rush Delivery date and added cost.



## Step 4

If it's correct, click **Send Money**. That's it! Your payment will be received on the expedited Rush Payment date!



\*A separate transaction fee may apply when using Rush Payment.

